

Your 2nd Envelope


Well done for completing your 1st pack!

Your reward is waiting for you.

This 2nd pack is focused on **The Road to Emmaus**, which came after Easter.

Take care of this pack & any crafts you make.

Have fun!



From,

Crusaders Sunday School Leaders

WATCH ONLINE!

You may want to watch a video explaining the story of **The Road to Emmaus**.

Go onto  **YouTube**

Type in: **Road to Emmaus Saddleback**



The Road to Emmaus

Saddleback Kids • 7.9K views • 4 days ago

This animated bible story for kids is based on Luke 24:13-49.

New

Take some time to understand the story.

Then, complete the activities.

The Road To Emmaus

Luke 24:13-35

¹³ Now that same day two of them were going to a village called Emmaus, about seven miles from Jerusalem. ¹⁴ They were talking with each other about everything that had happened. ¹⁵ As they talked and discussed these things with each other, Jesus himself came up and walked along with them; ¹⁶ but they were kept from recognizing him. ¹⁷ He asked them, “What are you discussing together as you walk along?”

They stood still, their faces downcast. ¹⁸ One of them, named Cleopas, asked him, “Are you the only one visiting Jerusalem who does not know the things that have happened there in these days?”

¹⁹ “What things?” he asked.

“About Jesus of Nazareth,” they replied. “He was a prophet, powerful in word and deed before God and all the people. ²⁰ The chief priests and our rulers handed him over to be sentenced to death, and they crucified him; ²¹ but we had hoped that he was the one who was going to redeem Israel. And what is more, it is the third day since all this took place. ²² In addition, some of our women amazed us. They went to the tomb early this morning ²³ but didn’t find his body. They came and told us that they had seen a vision of angels, who said he was alive. ²⁴ Then some of our companions went to the tomb and found it just as the women had said, but they did not see Jesus.” ²⁵ He said to them, “How foolish you are, and how slow to believe all that the prophets have spoken! ²⁶ Did not the Messiah have to suffer these things and then enter his glory?” ²⁷ And beginning with Moses and all the Prophets, he explained to them what was said in all the Scriptures concerning himself. ²⁸ As they approached the village to which they were going, Jesus continued on as if he were going farther. ²⁹ But they urged him strongly, “Stay with us, for it is nearly evening; the day is almost over.” So he went in to stay with them.

³⁰ When he was at the table with them, he took bread, gave thanks, broke it and began to give it to them. ³¹ Then their eyes were opened and they recognized him, and he disappeared from their sight. ³² They asked each other, “Were not our hearts burning within us while he talked with us on the road and opened the Scriptures to us?”


³³ They got up and returned at once to Jerusalem. There they found the Eleven and those with them, assembled together ³⁴ and saying, “It is true! The Lord has risen and has appeared to Simon.” ³⁵ Then the two told what had happened on the way, and how Jesus was recognized by them when he broke the bread.

Name:

THE ROAD TO EMMAUS

Lead Jesus to his disciples who are traveling.

START



END



Name: _____

Puzzles


CROSSWORD

Down


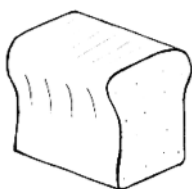
1. People who walk behind someone
4. The opposite of men
5. Getting there on foot
7. Simple food

Across

2. Where Jesus died
3. Where they buried Jesus
6. A city in Israel
8. What you do after travelling



Draw lines to connect the words to the correct pictures



Walk

Road


Emmaus

Discuss

Cross

Empty tomb

Bread



Name: _____

On the Road to Emmaus

Use the word bank below to fill in the blanks and learn what happened on the Road to Emmaus.
Some words are used more than once.

_____ and his friend were walking on the road to Emmaus.
A _____, whom the disciples didn't recognize, joined them
on their journey. The man asked what was wrong and the
disciples explained what happened to their Master, _____. The
man told the disciples to _____ everything the prophets said
and Christ would enter into _____.



When the three men reached _____, the disciples
invited their new friend to have
_____ with them. The new
friend held a piece of bread, said
a _____, broke the bread
into pieces, and gave it to the two
_____. At that moment, the
disciples realized their new friend
was actually _____!
Immediately _____
disappeared. The disciples were
_____ in themselves for
not recognizing the man as Jesus.

WORD BANK

DISCIPLES	CLEOPAS	PRAYER	EMMAUS	MAN
DISAPPOINTED	BELIEVE	JESUS	DINNER	GLORY

Name:

The Road to Emmaus Wordsearch

Y T R U T H S Z U E H C S L I
E X Q S R Z E B Y B J Z A W T
P E G N O F L M M A E G P Z L
D D I S A P P E A R S H O K U
Q P D U D R I R J D U D E B X
C R A A K T C E X R S X L Q V
R T E M S F S C X I E J C R T
Z O R M A Z I O W K B S Z N R
R W B E D J D G Z U K D T Z Z
A W Q N K U G N V D O C W E Q
C G E X P L A I N Q Z H V V C
N Q N O W V I S I T O R E K B
O L I X M Z T E H P O R P L U
K S R L J U L C N Y T A Y F W
O J M E S E R U T P I R C S Y

ROAD

EMMAUS

DISCIPLES

SAD

CLEOPAS

VISITOR

PROPHET

JESUS

EXPLAIN

SCRIPTURES


BREAD

RECOGNISE

DISAPPEAR

TRUTH

Name:



They said to each other,
"Didn't our hearts burn
within us as He talked with
us on the road and explained
the Scriptures to us?"

LUKE 24:32 (KJV)

Craft

Walk with Jesus shoe




You will need:

1 sheet A4 paper
Cardboard (old shoe box)
pipe cleaner, Pony beads
felt pens, pencil, scissors,
glue stick, hole punch,
Sellotape.



1. Put the A4 paper on the floor and draw around your foot.



2. Draw toenails on your foot template & write the words 'Walk with Jesus'.

Cut out your foot.



3. Glue the foot template to a piece of card using your glue stick.



4. Cut around foot to make shoe base.



5. Use a hole punch to make a hole on either side of your shoe.



6. Use a pencil to make a hole between 2nd & 3rd toe.



7. Fold pipe cleaner in half & cut.



8. Thread the 2 pieces of pipe cleaner through hole by toes. Bend a small piece of pipe cleaner at back of shoe & Sellotape in place



9. Thread some pony beads on each piece of pipe cleaner.



10. Push pipe cleaner through hole on each side of shoe so that the beads don't fall off.



11. Bend pipe cleaners & Sellotape in place.



Craft

Butterfly



You will need:


2 sheets A4 paper
pipe cleaner
felt pens, pencil, ruler,
scissors, glue stick,
cereal bowl,
Pony beads (optional)



1. Use your ruler and measure a square – 15cmx15cm. Cut out.



2. On your second piece of paper turn your bowl upside down and place on paper. Draw around & cut out.



3. Put some glue on one corner of your square and attach the circle to the square.



4. Colour.




5. Start accordion folding the paper. (same as you would do when making a paper fan)
Accordion fold all the paper.



6. Press the paper together & then bend in the middle.



7. Bend the pipe cleaner in half.



8. Wrap the pipe cleaner around the middle of the butterfly twice and twist together.



9. Very gently, open up your butterfly wings & twist the butterfly antennae.

Why not make some more butterflies?

You can use any paper – coloured, patterned, magazines etc.

You can also add pony beads to the antennae.



You can tie a length of thin clear cotton to the bottom of the pipe cleaner antennae and hang around your house.



Your Bookmark

1. **Cut** out the bookmark template.
2. **Write** your favourite **Bible verse** on the bookmark & **decorate** both sides.
3. **Put** a **ribbon** (or piece of string) through the **hole** at the top.
4. **Place** it in your **Bible** where your favourite verse is located.

Name: